



BEARING & TOOL CENTRE



Head Office

1st Floor, Vyapar Bhavan, Kadia Kui,
Relief Road, Ahmedabad - 380001.
Ph:- 079 - 22160386, 65254835, 22134835
Mobile : 7819819941, 9375706649

Ahmedabad Branch

GF-B-14, Jayraj Complex, Nr. Soni ni Chawl,
Odhav, Ahmedabad - 382415.
Ph:- 079 - 22890202, 65458950, 65404657, 65400202
Mobile : 7878825197, 7819819938, 9375706648

Website : www.bearingtoolcentre.com, www.bearingtoolscentre.com | Email : info@bearingtoolcentre.com

Our Sister Concern : RELIEF SERVICE CENTRE

Repairs, Removal of Jaw Error, Bore Gauge Extension, Instrument Modifications & Spares

Quotation

48 | Bore Gauge **Mitutoyo** [Price Without Dial]

Range-mm	W	C	D	Tip	6-10	10-18.5	10-18	18-35	35-60	50-150	160-250	250-450
Insize Rs.	12	N		Ceramic	9129	8235		6743	6735	7000	9671	10994
Code - 2322					2852-10	2852-18		22-35A	22-60A	22-160A	22-250A	22-450A
Catalog					Page - 2	Page - 2		Page - 2	Page - 2	Page - 2	Page - 2	Page - 2
Aerospace Rs.		N	10	Steel	4625	4250		3345	3400	3	4250	5500
Advance Rs.		N	10					2700	2750	2800		
M & W Rs.	6	N		Carbide	4300	3700		3000	3100	3500	4400	4700
Catalog					Page - 11	Page - 11		Page - 11	Page - 11	Page - 11	Page - 11	Page - 11
M & W Rs.	6	N		Ceramic	4800	4500		3800	3800	4200	5000	5500
Code					BG 10	BG 18		BG 35	BG 60	BG 160	BG 250	BG 450
Catalog					Page - 11	Page - 11		Page - 11	Page - 11	Page - 11	Page - 11	Page - 11
Baker Rs.	12	Y	15	Carbide	--	6660		6520	-	6520		
Code						K639		K703		K803		
Catalog						Page-3 to 6		Page-3 to 6		Page-3 to 6		
Mitutoyo Rs.	12	N	5	Steel	6087	7279	17643	6714	6965	7907	13931	18660
Code (511)					209	201	526-102	701	702	703	705	706
Catalog On Page					7 to 11	7 to 11	7 to 11	7 to 11	7 to 11	7 to 11	7 to 11	7 to 11
Calibration Rs.					500	500		350	350	350	500	700

Price for Extension Rod to increase length of Bore Gauge - *3/- per 1mm , **Mahr make size 50 - 100 into 50 - 150**
Mitutoyo make size 250 - 400 into 250 - 450

Note:- Aerospace item once sold will not be taken back even if it is Faulty.

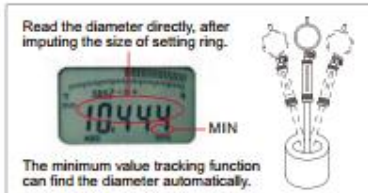
*** W - Warranty , C - Certificate , D- Discount

Terms & Conditions -

- Goods offered - Subject to Prior Sale
- Price Validity: "15 Days from Date of Quotation"
- C.S.T 2% extra against form C. Otherwise 5% without form C For Out of Gujarat Sales only.
- VAT 5% extra for Sales within Gujarat. Prices Ex-Godown Ahmedabad.
- Payment against Proforma Invoice, Packing, Forwarding & Freight extra.
- **Bank Detail** - Kotak Mahindra Bank Ltd.
- **Branch** - Shivranjini
- **Bank IFSC Code** - KKBK 0000 810
- **Bank Account No.** 08102 00000 2689
- Note - While making payment online do mention your Company's name.
- TIN NO 24070901229 , CST No. 24570901229
- We are looking forward to your valued orders.

INSIZE MAKE

ATTENTION: NOT SUITABLE FOR 0.001MM DIAL INDICATORS




Range	A	B	C	ØD	ØE	F	L
35-60mm	12.2	6.4	27	13	12.8	SR2	141
50-100mm	26	9	27	13	12.8	SR2	141
50-160mm	26	9	35	13	12.8	SR2	141
100-160mm	26	9	35	13	12.8	SR2	141
160-250mm	56.5	13	74.5	15	12.8	SR2	241
250-450mm	86.5	15	101.5	15	14.5	SR2.5	241

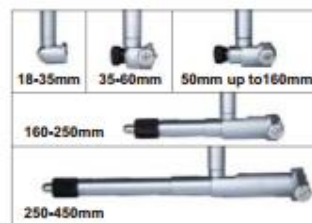
Code	Range	Indicator	Accuracy	Repeatability
2322-35A	18-35mm	dial indicator, range 10mm, graduation 0.01mm (code 2308-10FA)	±0.015mm	0.003mm
2322-60A	35-60mm		±0.018mm	0.003mm
2322-100A	50-100mm		±0.018mm	0.003mm
2322-160A	50-160mm		±0.018mm	0.003mm
2322-161A	100-160mm		±0.018mm	0.003mm
2322-250A	160-250mm		±0.018mm	0.003mm
2322-450A	250-450mm		±0.018mm	0.003mm

Code	Range	Indicator	Accuracy	Repeatability
2122-35A	18-35mm	digital indicator, range 12.7mm/0.5", resolution 0.002mm/0.0001* (code 2108-10F)	±0.015mm	0.003mm
2122-60A	35-60mm		±0.018mm	0.003mm
2122-100A	50-100mm		±0.018mm	0.003mm
2122-160A	50-160mm		±0.018mm	0.003mm
2122-161A	100-160mm		±0.018mm	0.003mm
2122-250A	160-250mm		±0.018mm	0.003mm
2122-450A	250-450mm		±0.018mm	0.003mm

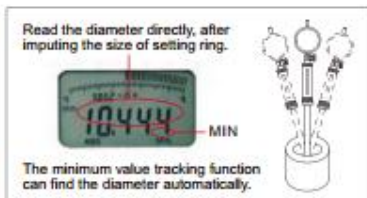
BORE GAGE



Optional accessory: setting ring (code 6312), long handle (code 7351)



ATTENTION: NOT SUITABLE FOR 0.001MM DIAL INDICATORS




Optional accessory: setting ring (code 6312)

Code	Range	Indicator	Accuracy	Repeatability
2852-10	6-10mm	dial indicator, range 3mm, graduation 0.01mm (code 2311-3F)	±0.012mm	0.003mm
2852-18	10-18.5mm		±0.012mm	0.003mm

Code	Range	Indicator	Accuracy	Repeatability
2152-10	6-10mm	digital indicator, range 12.7mm/0.5", resolution 0.002mm/0.0001* (code 2108-10F)	±0.012mm	0.003mm
2152-18	10-18.5mm		±0.012mm	0.003mm

BORE GAGE FOR SMALL HOLES



BAKER MAKE

Bore Gauges - BAKER

DIAL BORE GAUGES

Range 10 - 18 mm (0.4" - 0.7")

PRODUCT CODE	TYPE	READING	BORE DEPTH	GRADUATION	UNIT RATE
D77019000	J639	0.01 mm	100 mm	0-50-0	6,470.00
D77029000	J641	0.001 inch	4 inch	0-50-0	6,610.00

Range 18 - 50 mm (0.7" - 2")

D73059000	K703	0.01 mm	150 mm	0-50-0	6,330.00
D73069000	K709	0.002 mm	150 mm	0-10-0	7,650.00
D73079000	K753	0.0005 inch	6 inch	0-25-0	6,960.00
D73089000	K761	0.0001 inch	6 inch	0-50-0	7,860.00

Range 50 - 150 mm (2" - 6")

D75059000	K803	0.01 mm	250 mm	0-50-0	6,330.00
D75069000	K809	0.002 mm	250 mm	0-10-0	7,650.00
D75079000	K853	0.0005 inch	10 inch	0-25-0	6,960.00
D75089000	K861	0.0001 inch	10 inch	0-50-0	7,860.00

6

BMI/MKT/PL DT. 01.04.2014

Bore Gauges BAKER

Bore gauges allow rapid and accurate checking of bores for size, Ovality and taper as also wear of bores like Engine Cylinder bores etc. in the workshop or inspection room. All bore gauges operate on the proven principle of two diametrically opposite measuring points, one fixed and one moving with a spring loaded centralising shoe. To check the actual size of bore, the gauge must be set to size with a bore master (Master Setting Ring) of known diameter which is close to the size to be measured. Inserted into the bore, it is necessary to "rock" the gauge slowly to locate its measuring axis to the bore shown by the point of reversal of the indicator hand. The reading at that point is the deviation from set normal size. A range of interchangeable extension rods allows a single instrument to cover wide range of bore sizes.

Salient Features:

Small bores from 10mm to 18mm Highly versatile 18-50mm bore gauge covers a large range for which one needs to generally purchase 2 bore gauges having ranges \varnothing 18-35mm and \varnothing 35-60mm.

- The third bore gauge covering a range of 50-150 mm, is widely used in Automobile, Aircraft, Engine and Pump manufacturers.
- **High wear resistance due to carbide-tipped stationary and moving anvils.**
- Extra wide bridge ensures automatic centering in the bore. Self-centralising feature of this bore gauge ensures that the measurement can be done with minimum of skill.

Furnished in a sleek wooden case containing measurement anvils and extension rods with necessary tools.



10-18 mm Range (0.4"-0.7")

Type	Reading	Depth	Graduation
J603	0.01 mm	100 mm	0.50-0
J609	0.001 in	100 mm	0.50-0



18-50 mm Range (3/4"-2")

Type	Reading	Depth	Graduation
J703	0.01 mm	150 mm	0.50-0
J709	0.002 mm	150 mm	0.10-0
J753	0.0005 in	6 in	0.25-0
J761	0.0001 in	6 in	0.50-0



50-150 mm Range (2"-6")

Type	Reading	Depth	Graduation
D803	0.01mm	250 mm	0.50-0
D809	0.002 mm	250 mm	0.10-0
D853	0.0005 in	10 in	0.25-0
D861	0.0001in	10 in	0.50-0

DIAL BORE GAUGES



TYPE	READING	DEPTH	GRADUATION
Range: 10 – 18 mm (0.4"– 0.7")			
J639	0.01 mm	100 mm	0-50-0
J641	0.001 inch	4 inch	0-50-0
Range: 18 – 50 mm (0.7"– 2")			
J703	0.01 mm	175 mm	0-50-0
J709	0.002 mm	175 mm	0-10-0
J753	0.0005 inch	7 inch	0-25-0
J761	0.0001 inch	7 inch	0-50-0
Range: 50 –150 mm (2"– 6")			
J803	0.01 mm	250 mm	0-50-0
J809	0.002 mm	250 mm	0-10-0
J853	0.0005 inch	10 inch	0-25-0
J861	0.0001 inch	10 inch	0-50-0

MITUTOYO MAKE

Bore Gages

SERIES 511 — for Small Holes

FEATURES

- Its interchangeable anvils are made of alloyed steel.
- The dial indicator is fully protected by a rugged cover.

Technical Data

Accuracy: 5µm
 Indication stability: 2µm
 Graduation: 0.01mm, 0.001mm, .0005 or .0001"

Contact Point



6 - 10mm

10 - 18.5mm

Optional Accessory

Setting ring (See page 122.)



511-204

SPECIFICATIONS

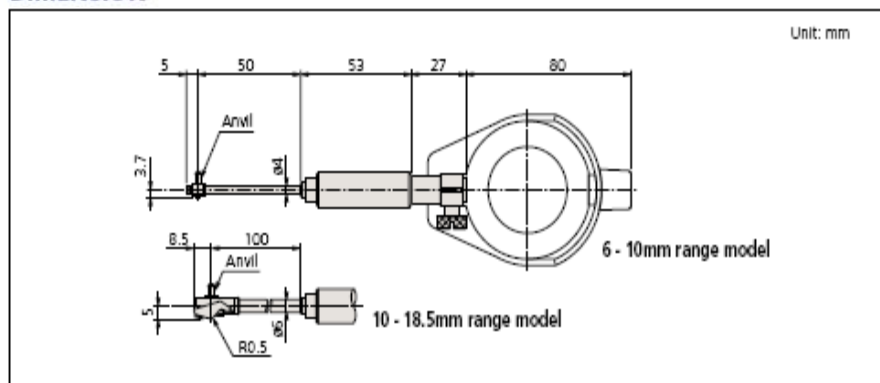
Metric		
Range	Order No.	Probe depth
6 - 10mm	511-210	50mm
10 - 18.5mm	511-203	100mm
6 - 10mm	511-211	50mm
10 - 18.5mm	511-204	100mm

0.001mm graduation (w/ 21095B-10) 0.01mm graduation (w/ 20465B)

Inch		
Range	Order No.	Probe depth
.24" - .4"	511-212	2"
.4" - .74"	511-206	4"
.24" - .4"	511-213	2"
.4" - .74"	511-207	4"

0.001mm graduation (w/ 29235B-10) 0.01mm graduation (w/ 29225B)

DIMENSION



Bore Gages

SERIES 511

Mitutoyo offers a complete selection of Bore Gages, all of them with interchangeable anvils and necessary accessories to perform close tolerance ID measurements.



FEATURES

- Most popular Bore Gages.
- Carbide-tipped contact points for durability.
- The dial indicator is fully protected by a rugged cover.
- Optional extension rods can be attached for measuring deep holes.
- Economy Bore Gage Sets are also available.

SPECIFICATIONS

Metric Individual		
Range	Order No.	Probe depth
18 - 35mm	511-167	100mm
35 - 60mm	511-168	150mm
50 - 100mm	511-169	150mm
50 - 150mm	511-170	150mm
100 - 160mm	511-178	150mm
160 - 250mm	511-179	250mm
250 - 400mm	511-180	250mm
18 - 35mm	511-171	100mm
35 - 60mm	511-172	150mm
50 - 100mm	511-173	150mm
50 - 150mm	511-174	150mm
100 - 160mm	511-175	150mm
160 - 250mm	511-176	250mm
250 - 400mm	511-177	250mm

Metric Bore Gage Sets		
Range	Order No.	Number of probes
18 - 150mm	511-902	3
18 - 150mm	511-901	3

0.001mm graduation (w/ 210958-10)
 0.01mm graduation (w/ 204658)

Inch Individual		
Range	Order No.	Probe depth
.7" - 1.4"	511-163	4"
1.4" - 2.5"	511-164	6"
2" - 4"	511-165	6"
2" - 6"	511-166	6"
4" - 6.5"	511-187	6"
6.5" - 10"	511-188	10"
10" - 16"	511-189	10"
.7" - 1.4"	511-159	4"
1.4" - 2.5"	511-160	6"
2" - 4"	511-161	6"
2" - 6"	511-162	6"
4" - 6.5"	511-184	6"
6.5" - 10"	511-185	10"
10" - 16"	511-186	10"

Inch Bore Gage Sets		
Range	Order No.	Number of probes
.7" - 6"	511-912	3
.7" - 6"	511-911	3

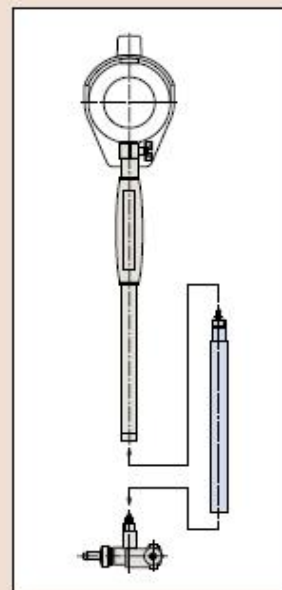
0.001mm graduation (w/ 292358-10)
 0.01mm graduation (w/ 292258)

Technical Data

Accuracy: 5µm
 Indication stability: 2µm
 Graduation: 0.01mm, 0.001mm, .0005 or .0001"


Optional Accessory

- 953549: 125mm Extension rod for 18-35mm (.7"-1.4") models
- 953552: 125mm Extension rod for 35-160mm (1.4"-6.5") models
- 953557: 125mm Extension rod for 160-400mm (6.5"-16") models
- 953550: 250mm Extension rod for 18-35mm (.7"-1.4") models
- 953553: 250mm Extension rod for 35-160mm (1.4"-6.5") models
- 952361: 250mm Extension rod for 160-400mm (6.5"-16") models
- 953551: 500mm Extension rod for 18-35mm (.7"-1.4") models
- 953554: 500mm Extension rod for 35-160mm (1.4"-6.5") models
- 953558: 500mm Extension rod for 160-400mm (6.5"-16") models
- 953555: 750mm Extension rod for 35-160mm (1.4"-6.5") models
- 953559: 750mm Extension rod for 160-400mm (6.5"-16") models
- 953556: 1000mm Extension rod for 35-160mm (1.4"-6.5") models
- 953560: 1000mm Extension rod for 160-400mm (6.5"-16") models

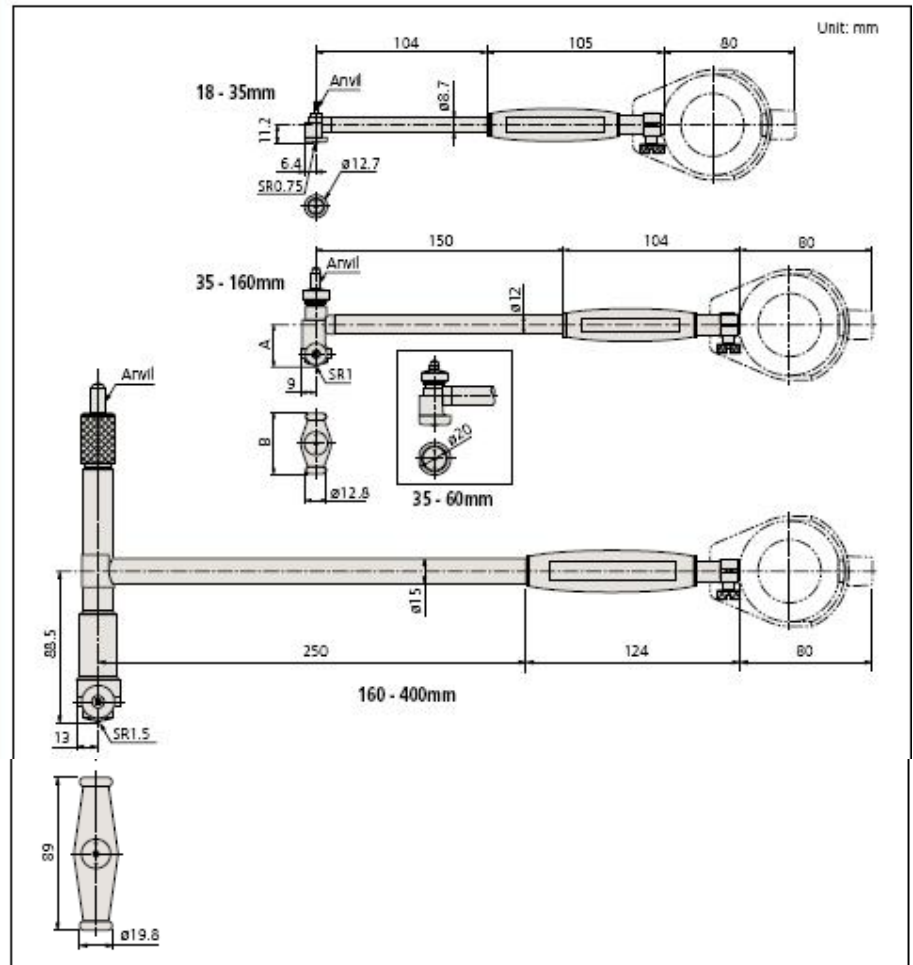


— : Setting ring (See page 122.)

Contact Point



DIMENSION



M&W MAKE

BORE GAUGES

The dial bore gauge is one of the most accurate tools for measuring a cylindrical bore or for checking a bore for out-of-roundness or taper. The gauge does not give a direct measurement. It identifies the amount of deviation from a preset size or the amount of deviation from one part of the bore to another. A master ring gauge, outside micrometer, or vernier caliper can be used to preset the gauge. Figure 2-6 shows a typical bore gauge.

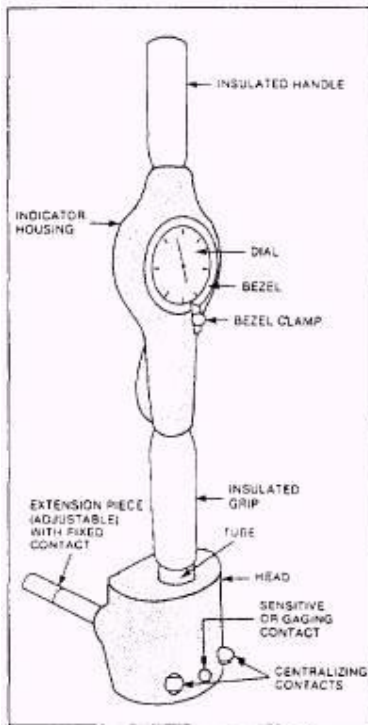


Figure 2-6.—Typical bore gauge.

Most bore gauges consist of a dial indicator, extension pieces, bezel and locknut, spring-loaded guide, and sensor button.

Before you start a measuring procedure, expose both the bore gauge and the master ring gauge, or any other tools used to preset the bore gauge, and the part to be measured to the same work place environment for one hour. If you fail to do this, a temperature differential may cause your readings to be inaccurate. When you use the bore gauge, touch only its insulated handle.

The gauge has two stationary spring-loaded points and an adjustable point to permit a variation in range. These points are evenly spaced to allow accurate centering of the tool in the bore. A fourth point, the tip of the dial indicator, is located between the two stationary points. By simply rocking the tool in the bore, you can observe the amount of variation on the dial. Figure 2-7 shows a bore gauge inside a bore being moved in a gentle rocking motion. Always follow the bore gauge manufacturer's operating manual. Measure the bore and mark the areas you measure. A good

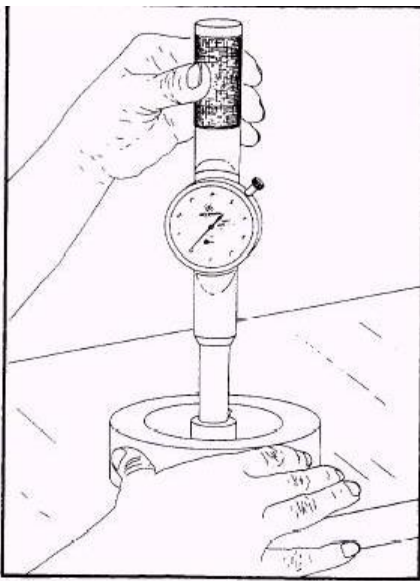


Figure 2-7.—Measuring a bore with a bore gauge.

practice is to check the bore gauge in the standard after you take each set of measurements to ensure that readings are accurate.



Features :

Supplied with set of of interchangeable anvils

available in carbide and ceramic tips
dial indicator provided packed as a complete set

Range	Reading
6-10mm	0.01mm
10-18.5mm	0.01mm
18-35mm	0.01mm
35-60mm	0.01mm
50-160mm	0.01mm
160-250mm	0.01mm
250-450mm	0.01mm
400-600mm	0.01mm
600-800mm	0.01mm

26) Bore Gauge with Dial

Size	6-10mm	10-18.5mm	18-35mm	35-60mm	50-160mm	160-250mm	250-450mm	400-600mm	600-800mm
	PRICE	PRICE	PRICE	PRICE	PRICE	PRICE	PRICE	PRICE	PRICE
Carbide	Rs. 4300/-	Rs. 3700/-	Rs. 3000/-	Rs. 3100/-	Rs. 3500/-	Rs. 4400/-	Rs. 4700/-	Rs. 8800/-	Rs. 10000/-
Ceramic	Rs. 4800/-	Rs. 4500/-	Rs. 3700/-	Rs. 3700/-	Rs. 4000/-	Rs. 4500/-	Rs. 5000/-	—	—