



BEARING & TOOL CENTRE



Head Office

1st Floor, Vyapar Bhavan, Kadia Kui,
Relief Road, Ahmedabad - 380001.
Ph:- 079 - 22160386, 65254835, 22134835
Mobile : 7819819941, 9375706649

Ahmedabad Branch

GF-B-14, Jayraj Complex, Nr. Soni ni Chawl,
Odhav, Ahmedabad - 382415.
Ph:- 079 - 22890202, 65458950, 65404657, 65400202
Mobile : 7878825197, 7819819938, 9375706648

Website : www.bearingtoolcentre.com, www.bearingtoolscentre.com | Email : info@bearingtoolcentre.com

Our Sister Concern : RELIEF SERVICE CENTRE

Repairs, Removal of Jaw Error, Bore Gauge Extension, Instrument Modifications & Spares

Quotation

160	Dial Snap Gauge	Least count 0.001 mm
-----	-----------------	----------------------

Range-mm	W	C	0-25	25-50	50-75	75-100	100-125	125-150
Insize Rs.	12	N	24286	26684	29622	31804		
Code			3334-25	3334-50	3334-75	3334-100		
Catalog			Page - 3	Page - 3	Page - 3	Page - 3		
Insize Rs.			-	-	-	-	-	-
Code			2185-25W	2185-50W	2185-75W	2185-100W	2185-125W	2185-150W
Catalog			Page -3	Page -3	Page -3	Page -3	Page -3	Page -3

Range-mm	W	C	150-175	175-200	200-225	225-250	250-275	275-300
Insize Rs.	12		-	-	-	-	-	-
Code			2185-175W	2185-200W	2185-225W	2185-250W	2185-275W	2185-300W
Catalog			Page -3	Page -3	Page -3	Page -3	Page -3	Page -3

160 - 1	Dial Snap Gauge – [Mitutoyo Make - Price Without Dial]
---------	--

Range-mm	W	C	D %	0-25	25-50	50-75	75-100	100-125	125-150
MitutoyoRs.	12	N	5	15995	16445	17346	17940	18687	19435
Code				201-101	201-102	201-103	201-104	201-105	201-106
Catalog				Page - 4	Page - 4	Page - 4	Page - 4	Page - 4	Page - 4
Range-mm	W	C	D %	150-175	175-200	200-225	225-250	250-275	275-300
MitutoyoRs.	12	N	5	20633	21380	22425	23326	24370	25262
Code				201-107	201-108	201-109	201-110	201-111	201-112
Catalog				Page - 4	Page - 4	Page - 4	Page - 4	Page - 4	Page - 4

Range-Inch	W	C	D %	0 - 1	1 - 2	2 - 3	3 - 4	4 - 5	5 - 6
MitutoyoRs.	12	N	5	15995	16445	17346	17940	18687	19435
Code				201-151	201-152	201-153	201-154	201-155	201-156
Catalog				Page - 4	Page - 4	Page - 4	Page - 4	Page - 4	Page - 4
Range-Inch	W	C	D %	6 - 7	7 - 8	8 - 9	9 - 10	10 - 11	11 - 12
MitutoyoRs.	12	N	5	20633	21380	22425	23326	24370	25262
Code				201-157	201-158	201-159	201-160	201-161	201-162
Catalog				Page - 4	Page - 4	Page - 4	Page - 4	Page - 4	Page - 4

*** W – Warranty , C – Certificate , D- Discount

Terms & Conditions –

- Goods offered - Subject to Prior Sale
- Price Validity: "15 Days from Date of Quotation"
- C.S.T 2% extra against form C. Otherwise 5% without form C For Out of Gujarat Sales only.
- VAT 5% extra for Sales within Gujarat. Prices Ex-Godown Ahmedabad.
- Payment against Proforma Invoice, Packing, Forwarding & Freight extra.
- **Bank Detail** – Kotak Mahindra Bank Ltd.
- **Branch** – Shivranjini
- **Bank IFSC Code** - KKBK 0000 810
- **Bank Account No.** 08102 00000 2689
- Note - While making payment online do mention your Company's name.
- TIN NO 24070901229 , CST No. 24570901229
- We are looking forward to your valued orders.

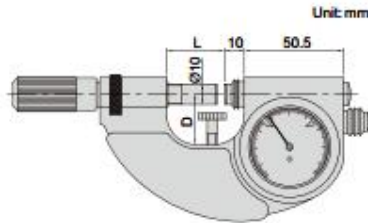
INSIZE MAKE

- Go/No-Go judgement for mass production
- Dial indicator: range $\pm 0.04\text{mm}$, graduation 0.001mm , accuracy 0.001mm
- IP54 dust/waterproof
- Measuring force: 5-10N
- Carbide measuring faces
- Supplied with setting standards (except 0-25mm)

Code	Range	L	D
3334-25	0-25mm	28.5	25
3334-50	25-50mm	53.5	35
3334-75	50-75mm	78.5	47.5
3334-100	75-100mm	103.5	60

IP54
WATERPROOF

ATTENTION:
BASIC MODEL



DIAL SNAP GAGE



3334-25

NOT SUITABLE FOR
0.001MM INDICATORS

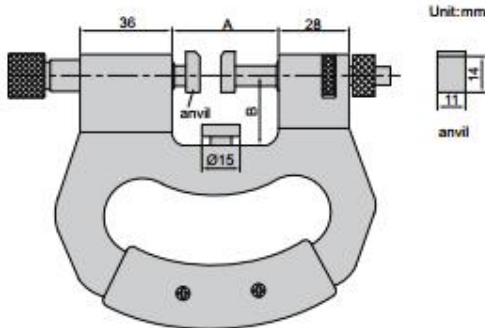


dial indicator is
not included

2185-25W

DIAL SNAP GAGE

- For quick Go/No-Go judgment of diameter of cylinders and shafts
- Anvil retracting stroke: 3mm
- Measuring force: 6-9N
- Carbide measuring faces
- Front edges of anvils are chamfered for easy workpiece insertion
- Optional accessory:
dial indicators (graduation 0.01mm),
digital indicators (resolution $0.01\text{mm}/0.0005''$)



Code	Range	A	B
2185-25W	0-25mm	42	20
2185-50W	25-50mm	69	32.5
2185-75W	50-75mm	94	45
2185-100W	75-100mm	119	57.5
2185-125W	100-125mm	144	70
2185-150W	125-150mm	169	82.5
2185-175W	150-175mm	194	95
2185-200W	175-200mm	219	107
2185-225W	200-225mm	244	120
2185-250W	225-250mm	269	132
2185-275W	250-275mm	294	145
2185-300W	275-300mm	319	157

MITUTOYO MAKE

Dial Snap Gage

SERIES 201

FEATURES

- Designed for quick GO/NG judgment of diameters of cylinders and shafts in machining processes.
- Dial indicator is optional.
- Anvil retracting stroke: 2mm
- Anvil positioning range: 25mm
- Wide (13.5 x 12mm), flat carbide anvils.
- Both front edges of the anvil are chamfered for easy insertion.



201-101
with optional dial indicator

SPECIFICATIONS

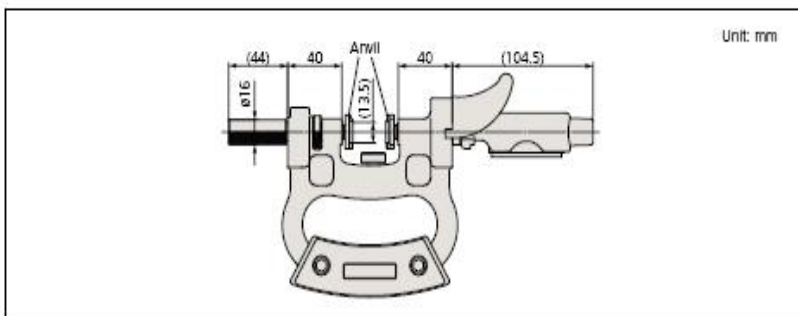
Metric

Range	Order No.	Parallelism	Measuring force	Recommended dial indicator (optional)
0 - 25mm	201-101	5µm or less	15N±3N	2046SB (0.01mm reading), 2109SB-10 (0.001mm reading)
25 - 50mm	201-102	5µm or less	15N±3N	2046SB (0.01mm reading), 2109SB-10 (0.001mm reading)
50 - 75mm	201-103	5µm or less	15N±3N	2046SB (0.01mm reading), 2109SB-10 (0.001mm reading)
75 - 100mm	201-104	5µm or less	15N±3N	2046SB (0.01mm reading), 2109SB-10 (0.001mm reading)
100 - 125mm	201-105	5µm or less	15N±3N	2046SB (0.01mm reading), 2109SB-10 (0.001mm reading)
125 - 150mm	201-106	5µm or less	15N±3N	2046SB (0.01mm reading), 2109SB-10 (0.001mm reading)
150 - 175mm	201-107	5µm or less	15N±3N	2046SB (0.01mm reading), 2109SB-10 (0.001mm reading)
175 - 200mm	201-108	5µm or less	15N±3N	2046SB (0.01mm reading), 2109SB-10 (0.001mm reading)
200 - 225mm	201-109	5µm or less	15N±3N	2046SB (0.01mm reading), 2109SB-10 (0.001mm reading)
225 - 250mm	201-110	5µm or less	15N±3N	2046SB (0.01mm reading), 2109SB-10 (0.001mm reading)
250 - 275mm	201-111	5µm or less	15N±3N	2046SB (0.01mm reading), 2109SB-10 (0.001mm reading)
275 - 300mm	201-112	5µm or less	15N±3N	2046SB (0.01mm reading), 2109SB-10 (0.001mm reading)

Inch

Range	Order No.	Parallelism	Measuring force	Recommended dial indicator (optional)
0 - 1"	201-151	.00025" or less	15N±3N	2803SB-10 (.0001" reading)
1 - 2"	201-152	.00025" or less	15N±3N	2803SB-10 (.0001" reading)
2 - 3"	201-153	.00025" or less	15N±3N	2803SB-10 (.0001" reading)
3 - 4"	201-154	.00025" or less	15N±3N	2803SB-10 (.0001" reading)
4 - 5"	201-155	.00025" or less	15N±3N	2803SB-10 (.0001" reading)
5 - 6"	201-156	.00025" or less	15N±3N	2803SB-10 (.0001" reading)
6 - 7"	201-157	.00025" or less	15N±3N	2803SB-10 (.0001" reading)
7 - 8"	201-158	.00025" or less	15N±3N	2803SB-10 (.0001" reading)
8 - 9"	201-159	.00025" or less	15N±3N	2803SB-10 (.0001" reading)
9 - 10"	201-160	.00025" or less	15N±3N	2803SB-10 (.0001" reading)
10 - 11"	201-161	.00025" or less	15N±3N	2803SB-10 (.0001" reading)
11 - 12"	201-162	.00025" or less	15N±3N	2803SB-10 (.0001" reading)

DIMENSION



Technical Data

Accuracy:	Refer to the list of specifications
Anvil retracting stroke:	2mm
Anvil positioning range:	25mm
Anvil flatness:	1µm