



# BEARING & TOOL CENTRE



## Head Office

1<sup>st</sup> Floor, Vyapar Bhavan, Kadia Kui,  
Relief Road, Ahmedabad - 380001.  
Ph:- 079 - 22160386, 65254835, 22134835  
Mobile : 7819819941, 9375706649

## Ahmedabad Branch

GF-B-14, Jayraj Complex, Nr. Soni ni Chawl,  
Odhav, Ahmedabad - 382415.  
Ph:- 079 - 22890202, 65458950, 65404657, 65400202  
Mobile : 7878825197, 7819819938, 9375706648

Website : [www.bearingtoolcentre.com](http://www.bearingtoolcentre.com), [www.bearingtoolscentre.com](http://www.bearingtoolscentre.com) | Email : [info@bearingtoolcentre.com](mailto:info@bearingtoolcentre.com)

## Our Sister Concern : RELIEF SERVICE CENTRE

Repairs, Removal of Jaw Error, Bore Gauge Extension, Instrument Modifications & Spares

### Quotation

39 | External Pistol Caliper – Range 0 – 50 mm , least count 0. 1 mm

Opening	C	D%	Centre						Bottom		Top		
			0-50	50-100	100-150	0-50	0-50	0-50	0-50	0-50	0-50	0-50	
Range			0-50	50-100	100-150	0-50	0-50	0-50	0-50	0-50	0-50	0-50	0-50
Length of Arms			222	222		350	350	575	222	300	350	222	300
Distance Between Arms			88			60	160	180	75		35	146	146
Code no			540			582	542	580	561	761	571	551	551
Page No.			4			4	4	4	4	4	4	4	4
Gaugewell Original Carbide			7100			11800	12800		9500				
Gaugewell Type – non carbide Rs.	N	20	5000	6000	7000	6000	9500	10000	5000	5500	6000	5000	6000
Gaugewell TYPE carbide Rs.	N	20	6000			7000	10500	11000	6000	6500	7000	6000	7000
Merlin carbide Rs.	Y	20	6000						6000	-			

Note – In model 580 , +/- 10% tolerance

\*\*\* W – Warranty , C – Certificate , D- Discount

39 - 1 | External Pistol Caliper – Range 0 – 100 mm , least count 0. 1 mm – **Milhard** make

Range (mm)	100	100	100	100	50	50
Model	PC – 1	PC – 2	PC – 3	PC - 4	PC – 5	PC – 6
Rs.	5780	5780	6030	6030	5940	6270
Catalog	Page - 5	Page - 5	Page - 5	Page - 5	Page - 5	Page - 5

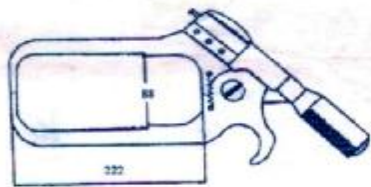
39 - 2 | External Pistol Caliper – Range 0-25 Least Count 0.01mm – Gaugewell make

Range (mm)	0 - 25
Model	520
Rs.	4290
Catalog	Page No - 8

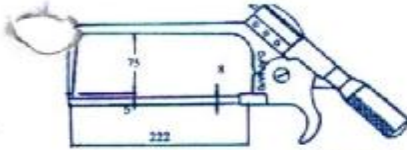
## **Terms & Conditions –**

- Goods offered - Subject to Prior Sale
- Price Validity: "15 Days from Date of Quotation"
- C.S.T 2% extra against form C. Otherwise 5% without form C For Out of Gujarat Sales only.
- VAT 5% extra for Sales within Gujarat. Prices Ex-Godown Ahmedabad.
- Payment against Proforma Invoice, Packing, Forwarding & Freight extra.
- **Bank Detail** – Kotak Mahindra Bank Ltd.
- **Branch** – Shivranjini
- **Bank IFSC Code** - KKBK 0000 810
- **Bank Account No.** 08102 00000 2689
- Note - While making payment online do mention your Company's name.
- TIN NO 24070901229 , CST No. 24570901229
- We are looking forward to your valued orders.

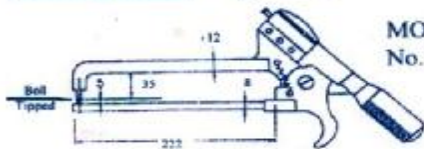
# GAUGEWELL MAKE



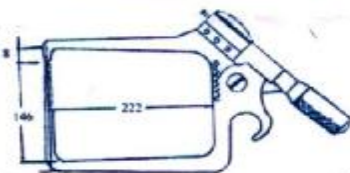
MODEL  
No. 540



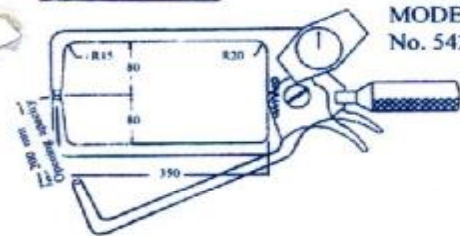
MODEL  
No. 561



MODEL  
No. 571

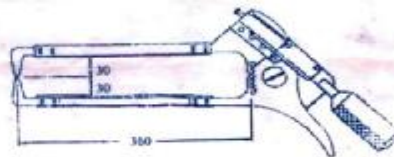


MODEL  
No. 551

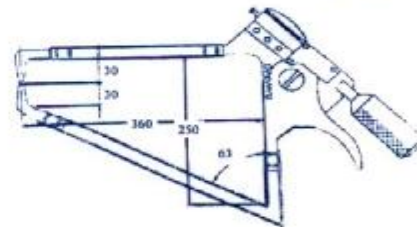


MODEL  
No. 542

Series 540 Caliper Type Indicating Gauges widely known for their ease of operation and ability to measure difficult dimensions, are among the most popular gauging instruments in use today. They are fast, handy and convenient to use in checking patterns, plastics, castings, forgings, dies, sheet materials and a wide variety of finished products. Economically priced and widely acceptable within their accuracy range, these gauges are ideal for quick measurement of medium tolerance dimensions. Thus, they make it economically possible to hold good quality standards on work which might otherwise go unchecked. Operation is fast and fool-proof. Slight rocking of gauge enables it to locate properly for reading the true dimensions.



MODEL  
No. 582



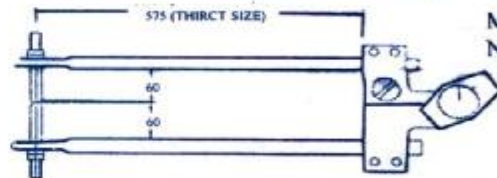
MODEL  
No. 592

**MODEL NO.: 582 & 592**

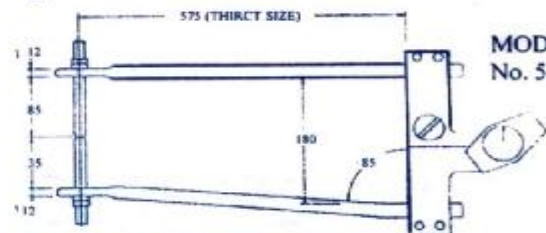
**APPLICATION :** For measuring thickness of sheets and wall thickness of foundry castings, Die cast & machined component etc.

**DATA :**

- 1) Measuring Range : 0-50 mm
- 2) Least Count : 0.1 mm
- 3) Measuring tips have spherical radius and made from tungsten carbide to obviate wear.
- 4) Arms are made from channels for reducing the weight.



MODEL  
No. 581



MODEL  
No. 580

**FOR BOTH ABOVE MODELS**

Range of measurement 0 to 50 mm.

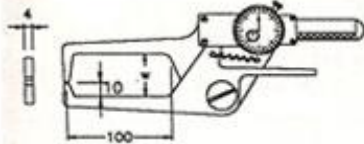
Least Count : 0.1 mm

Calipers with arms of shape other than those models shown above will also be supplied on request.

Calipers with flat tips for measurements of softer material are also available.

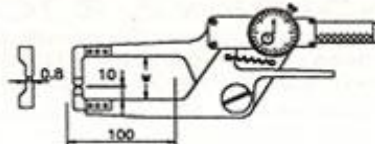


## MICRO DIAL



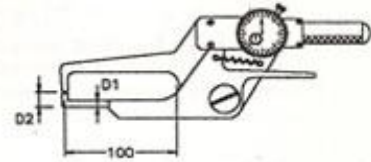
L.C.= 0.01mm MODEL NO. 520 - 20

MODEL NO.	RANGE	W	SUPPLIED WITH ZERO-SETTING MASTER
520-20	0-20	40	NIL
520-40	20-40	60	20 mm
520-60	40-60	80	40 mm
520-80	60-80	100	60 mm
520-100	80-100	120	80 mm



L.C.= 0.01mm MODEL NO. 620 - 20

MODEL NO.	RANGE	W	SUPPLIED WITH ZERO-SETTING MASTER
620-20	0-20	40	NIL
620-40	20-40	60	20 mm
620-60	40-60	80	40 mm
620-80	60-80	100	60 mm
620-100	80-100	120	80 mm



L.C.= 0.01mm MODEL NO. 720 - 5

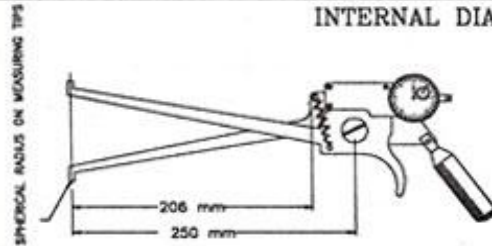
MODEL NO.	D1	D2	L	FOR TUBE HAVING INNER DIAMETER
720-5	4	4.9	35	5 mm
720-6	5	5.9	45	6 mm
720-7	6	6.9	60	7 mm
720-8	7	7.9	75	8 mm
720-9	8	8.9	85	9 mm & ABOVE

NOTE : TIPS ARE MADE FROM TUNGSTEN CARBIDE.

NOTE : TIPS ARE MADE FROM STEEL FLAT.

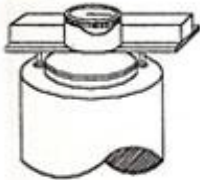
NOTE : ALL ITEMS HAVE RANGE 0-10mm.

## INTERNAL DIAL CALIPER



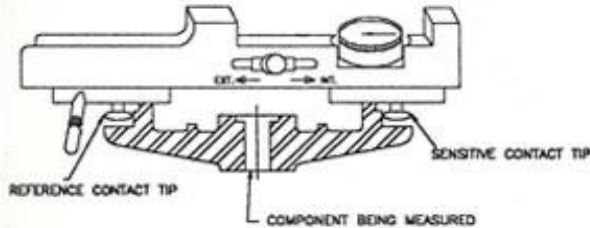
MODEL NO.	MEASURING RANGE mm	LEAST COUNT mm	SIZE OF SETTING MASTER SUPPLIED WITH MODEL
B 025	25 - 75	0.1	25 mm
B 050	50 - 100	0.1	50 mm
B 100	100 - 150	0.1	100 mm
B 150	150 - 200	0.1	150 mm

## MINI SEAT GAUGE

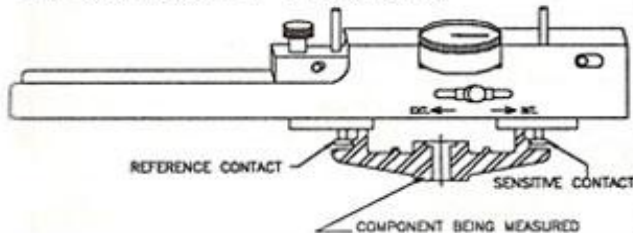


MODEL NO.	LEAST COUNT mm	TYPE	RANGE mm
I 35/Pi 35	0.01	INT.	35-100
P 35/PI 35	0.01	EXT.	35-100
IE 50/PIE 50	0.01	REV.	50-170
IE 170/PIE 170	0.01	REV.	170-300
IE 300/PIE 300	0.01	REV.	300-450
IE 450/PIE 450	0.01	REV.	450-650
IE 650/PIE 650	0.01	REV.	650-900
IE 900/PIE 900	0.01	REV.	900-1200
IE 1200/PIE/1200	0.01	REV.	1200-1500

## SEAT GAUGE (MODEL IE-50/PIE 50)

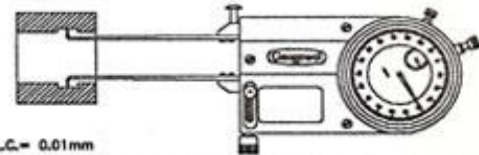


## SEAT GAUGE (MODEL IE-170 ONWARDS)



## GROOVE GAUGE

### MODEL SERIES GD-55

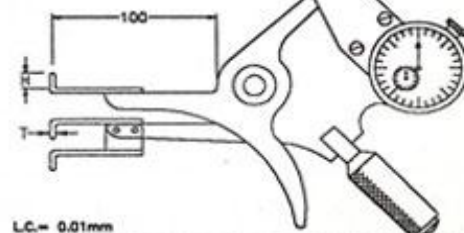


L.C.= 0.01mm

MODEL No.	RANGE mm	TIP SPECIFICATION	
		DEPTH "H" mm	THICKNESS "T" mm
GD55-108	8-25	1	0.8
GD55-210	10-30	2	1.0
GD55-415	15-35	4	1.0
GD55-625	25-50	6	1.0
GD55-855	50-75	8	1.2

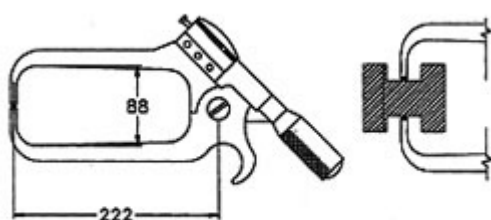
## GROOVE GAUGE

### MODEL SERIES GD-120

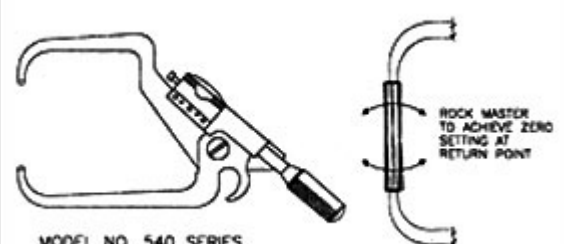


L.C.= 0.01mm

MODEL NO.	RANGE mm	TIP SPECIFICATION	
		DEPTH "H" mm	THICKNESS "T" mm
GD120-830	30-80	8	1
GD120-1060	60-90	10	1.5
GD120-1090	90-120	10	1.5
GD120-10120	120-150	10	1.5



MODEL NO. 540



MODEL NO. 540 SERIES

# MILHARD MAKE

## LONG ARM DIAL CALIPERS (PISTOL TYPE)



### Series-PC

- Application - Used for measuring wall thickness of tubes / pipes
- It is also useful for taking measurements at locations which are out of reach of micrometers & vernier calipers

Model	Range (mm)	Least Count (mm)	Position of Anvils	Arms Gap (mm)	Throat Depth (mm)	Net weight (kgs.)
PC -1	100	0.1	Corner	65	300	0.70
PC -2	100	0.1	Centre	65	300	0.70
PC -3	100	0.1	Corner	115	300	0.85
PC -4	100	0.1	Centre	115	300	0.85
PC -5	50	0.1	Corner	65	150	0.55
PC -6	50	0.05	Corner	65	150	0.55

S.No.551


Top Opening

300mm Depth

Pistol Caliper Range:0-50 X 0.1mm L.C




S.No.761



Pistol Caliper Range:0-50 X 0.1mm L.C

S.No.582



Pistol Caliper Range:0-50 X 0.1mm L.C





**Pistol Caliper Range 0-25, 0.01mm least count, Model No.520**

