



BEARING & TOOL CENTRE



Head Office

1st Floor, Vyapar Bhavan, Kadia Kui,
Relief Road, Ahmedabad - 380001.
Ph:- 079 - 22160386, 65254835, 22134835
Mobile : 7819819941, 9375706649

Ahmedabad Branch

GF-B-14, Jayraj Complex, Nr. Soni ni Chawl,
Odhav, Ahmedabad - 382415.
Ph:- 079 - 22890202, 65458950, 65404657, 65400202
Mobile : 7878825197, 7819819938, 9375706648

Website : www.bearingtoolcentre.com, www.bearingtoolscentre.com | Email : info@bearingtoolcentre.com

Our Sister Concern : RELIEF SERVICE CENTRE

Repairs, Removal of Jaw Error, Bore Gauge Extension, Instrument Modifications & Spares

Quotation

64 - 2 | Feeler Gauge / Thickness gauge **Kristeel make**

Feeler - Range	0.05 – 1.0mm	0.001” – 0.025”	Single End Feeler Gauge Holder
Leaves	13	27	-
Length- mm	100	75	-
Model	FG – 13	FG – 27	SEFGH
Rs.	250	450	435
Discount	30%	30%	30%
Catalog	Page No. – 2	Page No. – 3	Page No. – 4

* Calibration charge will be Rs. 30 per leaf.

64 - 3 | Feeler Gauge / Thickness gauge **Kristeel make**

Feeler - Range	0.001” – 0.025”													
Leves in mm	0.635	0.025	0.038	0.051	0.063	.076	0.102	0.127	0.152	0.178	0.203	0.229	0.254	0.279
Leves in Inch	.025	.001	.0015	.002	.0025	.003	.004	.005	.006	.007	.008	.009	.010	.011
Leves in mm	0.305	0.330	0.356	0.381	0.406	0.432	0.457	0.483	0.508	0.533	0.559	0.584	0.610	
Leves in Inch	.012	.013	.014	.015	.016	.017	.018	.019	.20	.021	.022	.023	.024	
Leaves	27													
Length- mm	75													
Model	FG – 27													
Rs.	450													
Discount	30%													
Catalog	Page No. – 2													

Terms & Conditions –

- Goods offered - Subject to Prior Sale
- Price Validity: "15 Days from Date of Quotation"
- C.S.T 2% extra against form C. Otherwise 5% without form C For Out of Gujarat Sales only.
- VAT 5% extra for Sales within Gujarat. Prices Ex-Godown Ahmedabad.
- Payment against Proforma Invoice, Packing, Forwarding & Freight extra.
- **Bank Detail** – Kotak Mahindra Bank Ltd.
- **Branch** – Shivranjini
- **Bank IFSC Code** - KKBK 0000 810
- **Bank Account No.** 08102 00000 2689
- Note - While making payment online do mention your Company's name.
- TIN NO 24070901229 , CST No. 24570901229
- We are looking forward to your valued orders.

KRISTEEL MAKE

FEELER GAUGE- 13 BLADES, 4" SIZE (MODEL FG 13)



FEELER GAUGE -13 BLADES

This gauge is used to check flatness & gap between mating parts.

Range : 0.05mm to 1.0 mm (Metric) (13 blades)

Blade length 4"

FEELER GAUGE- 27 BLADES, -3" SIZE (MODEL FG 27)

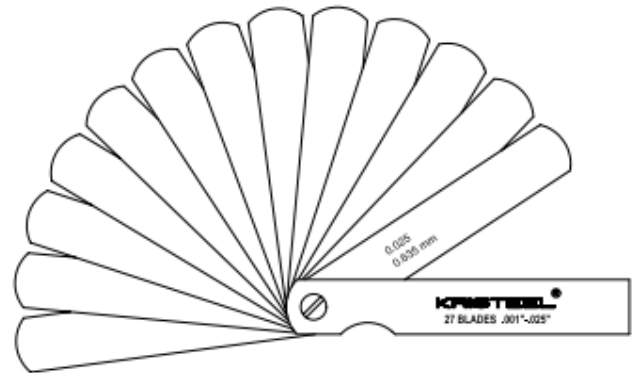
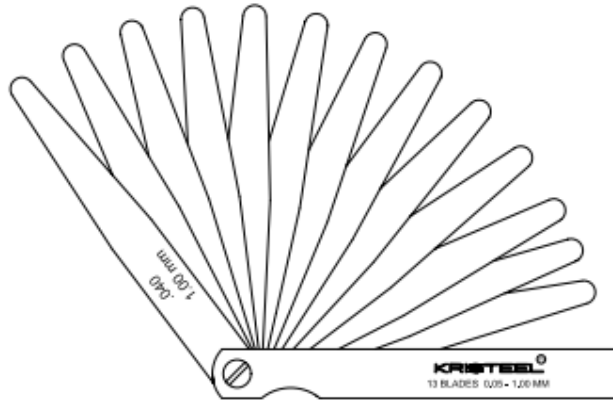


FEELER GAUGE - 27 BLADES

This gauge is used to check flatness & gap between mating parts.

Range : 0.001" to 0.025" (English / Metric Model) (27 Blades)

Blade length - 3"



MATERIAL :- Steel
RANGE :- 0.025 mm to 1.0 mm (0.001" to 0.39")
ACCURACY :- As per T2 grade tolerances
FINISH :- Fine Polished

USES :- Feeler gauges each Leaf Is made In Imported material by Fine Blanking
 Each Leaf have Permanent marked Leaf Thickness In Metric & English
 This Very Precise Feeler gauge Is Usefull In Automobile to check gap In Cylnder and Pliston.
 Also Usefull in ToolRoom , Die manufacturer and General Engineering as a Shims .In Quality Department as a Masteer Gauge.

PACKING :- Each Assembly Is stacked with External Cover duly marked Model size with Tightening screw In Plastic Pouch.
AVAILABLE MODELS :- 1) 27 Blades , 2) 13 Blades , 3) 9 Blades With diferent Length Ilke 3" , 4" with & without Taper cutting at Tail.
 4) Also Available Strips in 12" Length

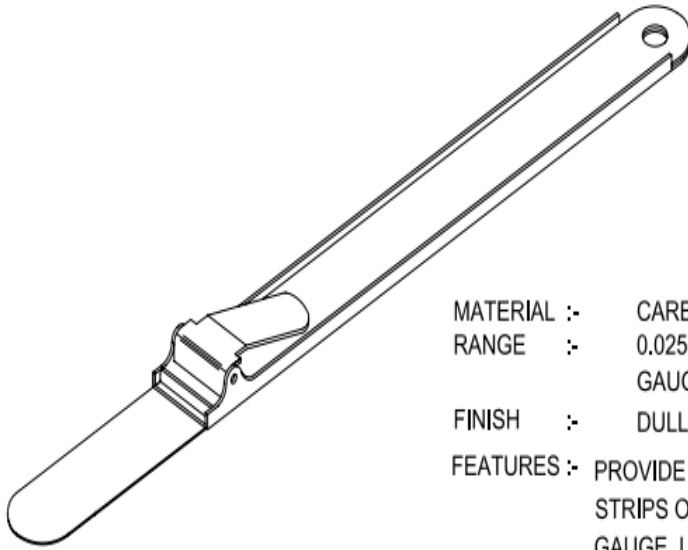
FEELER GAUGE HOLDER



FEELER GAUGE HOLDER

This nickle plated feeler gauge holder provides a convenient means of holding a single feeler strip or leaves of thickness (feeler) gauge. The camlock gripping permits every bit of stock to be used . Double end model can also be made available which can be used to hold GO & NOGO thickness gauges.

Range: 0.025 to 0.635 mm thick feeler gauge can be held, gauge blade width upto 12.7 mm. (0.5")



MATERIAL :- CARBON STEEL

RANGE :- 0.025 TO 0.635 mm FEELER GAUGE CAN BE HOLD
GAUGE BLADE WIDTH UPTO 0.5" (12.7 mm)

FINISH :- DULL NICKEL PLATED

FEATURES :- PROVIDE A CONVENIENT MEANS OF HOLDING A SINGLE LEAVES OR STRIPS OF THICKNESS GAUGE
GAUGE UP TO 6" LONG AND FROM 0.025 TO 0.636mm THICK CAN BE HOLD.
CAMLOCK GRIPPING PERMITSEVERY BIT OF STOCK TO BE USED
DULL NICKEL FINISH TO ALL PARTS
AVAILABLE SINGLE AND DOUBLE ENDED MODELS
DOUBLE ENDED MODEL CAN BE USED TO HOLD GO & NOGO THICK. GAGES
TWO COLOUR CAM LOCK FOR DOUBLE ENDED HOLDER

AVAILABLE MODELS :- 1) SINGLE ENDED 2) DOUBLE ENDED

How to use a thickness ('feeler') gauge

What is it?

Sometimes you need to set a gap between two components in your car, for instance when checking your spark plugs, doing a valve adjustment, or setting the distributor. When you need an exact gap, thickness or 'feeler' gauges are the perfect help.

Thickness gauge with all the different blades out:



How to use it

Find out the gap of what you're trying to adjust from a manual, help guide or the ever helpful internet. Each of the blades of the thickness gauge has a different measurement on it, e.g. .025, .0015 (very thin), etc. Separate the one you want and fold the rest away. Some gauges have a knob where they all hinge which you can tighten to keep the blade you want locked in place.

Slide the measuring blade in to the gap you want to set, then move the machinery you're adjusting in to it's just touching the gauge, then move it out just slightly. What you're after here is to not quite grip the measuring blade - it should be able to just slide in and out. Don't use the machinery to clamp it in, as that will actually be too small a gap and also you'll dent the soft metal of the blade.

Once you have the gap set so you can just get the blade out, tighten up the machinery a bit, but not to full tightness. Now double check you can get the blade in but it doesn't rattle, and you can't get the next size blade up in the gap. If it's still right, tighten up the machinery the rest of the way.

Don't forget to fold away the blade before putting the thickness gauge in your toolbox, as they're easily bent.