



# BEARING & TOOL CENTRE



## Head Office

1<sup>st</sup> Floor, Vyapar Bhavan, Kadia Kui,  
Relief Road, Ahmedabad - 380001.  
Ph:- 079 - 22160386, 65254835, 22134835  
Mobile : 7819819941, 9375706649

## Ahmedabad Branch

GF-B-14, Jayraj Complex, Nr. Soni ni Chawl,  
Odhav, Ahmedabad - 382415.  
Ph:- 079 - 22890202, 65458950, 65404657, 65400202  
Mobile : 7878825197, 7819819938, 9375706648

Website : [www.bearingtoolcentre.com](http://www.bearingtoolcentre.com), [www.bearingtoolscentre.com](http://www.bearingtoolscentre.com) | Email : [info@bearingtoolcentre.com](mailto:info@bearingtoolcentre.com)

## Our Sister Concern : RELIEF SERVICE CENTRE

Repairs, Removal of Jaw Error, Bore Gauge Extension, Instrument Modifications & Spares

### Quotation

#### 65 | Gear Tooth Pitch Gauge – Kristeel Make

Code GTPG	Pressure Angle	DP	MMP	Leaf	Catalog	Price
2722	14.5	6 - 80	---	15	Page No. – 2,3	1840
2813	20	6 - 80	---	15	Page No. - 4-5	1840
3115	14.5	---	0.35 – 4.5	16	Page No. – 2,3	1670
2666	20	---	0.35 – 4.5	16	Page No. - 4-5	1670
3121	14.5	2 – 5	---	7	Page No. – 2,3	1100
3122	20	2 – 5	---	7	Page No. - 4-5	1100
3123	14.5	---	5 – 12	8	Page No. – 2,3	1300
3124	20	---	5 – 12	8	Page No. - 4-5	1300

\*\*\* W – Warranty , C – Certificate , D- Discount

#### Terms & Conditions –

- Goods offered - Subject to Prior Sale
- Price Validity: "15 Days from Date of Quotation"
- C.S.T 2% extra against form C. Otherwise 5% without form C For Out of Gujarat Sales only.
- VAT 5% extra for Sales within Gujarat. Prices Ex-Godown Ahmedabad.
- Payment against Proforma Invoice, Packing, Forwarding & Freight extra.
- **Bank Detail** – Kotak Mahindra Bank Ltd.
- **Branch** – Shivranjini
- **Bank IFSC Code** - KKBK 0000 810
- **Bank Account No.** 08102 00000 2689
- Note - While making payment online do mention your Company's name.
- TIN NO 24070901229 , CST No. 24570901229
- We are looking forward to your valued orders.

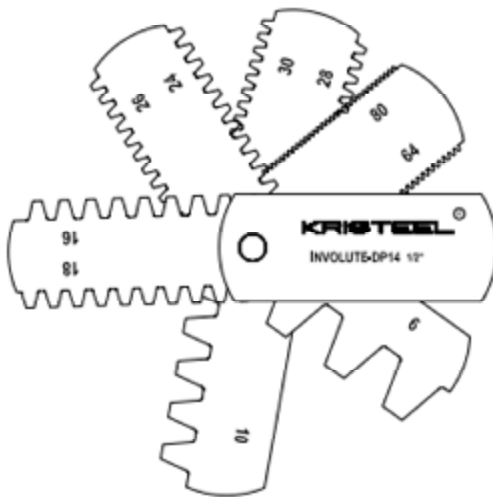
# KRISTEEL MAKE

**Model : GTPG – DP14.5**



**GEAR TOOTH PITCH GAUGE**

**KRISTEEL® - Shinwa**



SR. NO.	DIAMETRAL PITCH	CIRCULAR PITCH	TOOTH THICK
1	6	13.299	6.650
2	7	11.399	5.700
3	8	9.974	4.987
4	9	8.866	4.433
5	10	7.979	3.990
6	11	7.254	3.627
7	12	6.650	3.325
8	14	5.700	2.850
9	16	4.987	2.494
10	18	4.433	2.217
11	20	3.990	1.995
12	22	3.627	1.814
13	24	3.325	1.662
14	26	3.069	1.535
15	28	2.850	1.425
16	30	2.660	1.330
17	32	2.494	1.247
18	36	2.217	1.108
19	40	1.995	0.997
20	48	1.662	0.831
21	64	1.247	0.623
22	80	0.997	0.499

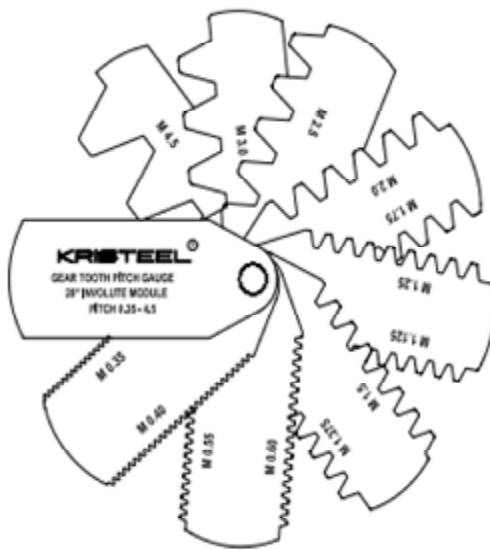
- MATERIAL :-** Stainless Steel  
**RANGE :-** 6 to 80 ( 22 pitches )  
**FINISH :-** Polished

**USES :-** To determine the Gear Diametral Pitch For 14.5° pressure angle ( Tooth profile - Involute type )  
 Gauge made of stainless Steel by EDM Wire cutting and fine blanking process  
 Gauge have 14 blades Duly fine edge profiled , Numbered pitch size on each blade  
 Useful gauge in Gear manufacturing and Inspection  
 Gauge is packed Plastic Box with Gear data sheet for Instant reference.



**GEAR TOOTH PITCH GAUGE (Metric)**

**KRISTEEL® - Shinwa**



Sr. No.	MODULE PITCH mm (M)	CIRCULAR PITCH (CP) 3,14159 x M	TOOTH THICK CP / 2
1	0,35	1,100	0,5498
2	0,40	1,257	0,6283
3	0,45	1,414	0,7069
4	0,50	1,571	0,7854
5	0,55	1,728	0,8639
6	0,60	1,885	0,9425
7	0,70	2,199	1,0996
8	0,80	2,513	1,2566
9	0,90	2,827	1,4137
10	1,00	3,142	1,5708
11	1,125	3,534	1,7671
12	1,25	3,927	1,9635
13	1,375	4,320	2,1598
14	1,50	4,712	2,3562
15	1,75	5,498	2,7489
16	2,00	6,283	3,1416
17	2,25	7,069	3,5343
18	2,50	7,854	3,9270
19	2,75	8,639	4,3197
20	3,00	9,425	4,7124
21	3,50	10,996	5,4978
22	4,00	12,566	6,2832
23	4,50	14,137	7,0686

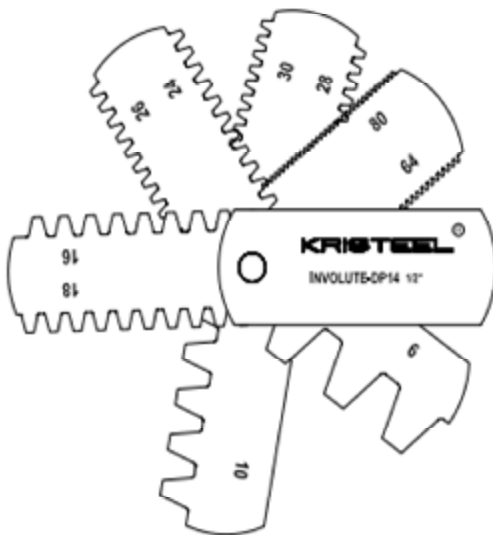
- MATERIAL :- sTAINLESS sTEEL
- RANGE :- 0,35 to 4,5 mm ( 23 plches )
- FINISH :- Polished

USES :- To determine the Gear Module Pitch For 20° pressure angle ( Tooth profile - Involute type )  
 Gauge made of stainless Steel by fine blanking process  
 Gauge have 15 blades Duly fine edge profiled , Numbered plch size on each blade  
 Usefull gauge in Gear manufacturing and Inspection  
 Gauge is packed Plastic Box with Gear data sheet for Instant reference.



**GEAR TOOTH PITCH GAUGE**

**KRISTEEL® - Shinwa**



Sr. No.	DIAMETRAL PITCH	CIRCULAR PITCH	TOOTH THICK
1	6	13.299	6.650
2	7	11.399	5.700
3	8	9.974	4.987
4	9	8.866	4.433
5	10	7.979	3.990
6	11	7.254	3.627
7	12	6.650	3.325
8	14	5.700	2.850
9	16	4.987	2.494
10	18	4.433	2.217
11	20	3.990	1.995
12	22	3.627	1.814
13	24	3.325	1.662
14	26	3.069	1.535
15	28	2,850	1,425
16	30	2,660	1,330
17	32	2,494	1,247
18	36	2,217	1,108
19	40	1,995	0,997
20	48	1,662	0,831
21	64	1,247	0,623
22	80	0,997	0,499

- MATERIAL :- Stainless Steel
- RANGE :- 6 to 80 ( 22 pitches )
- FINISH :- Polished

USES :- To determine the Gear Diametral Pitch For 14.5° pressure angle ( Tooth profile - Involute type )  
 Gauge made of stainless Steel by EDM Wire cutting and fine blanking process  
 Gauge have 14 blades Duly fine edge profiled , Numbered pitch size on each blade  
 Useful gauge in Gear manufacturing and Inspection  
 Gauge is packed Plastic Box with Gear data sheet for Instant reference.