



BEARING & TOOL CENTRE



Head Office

1st Floor, Vyapar Bhavan, Kadia Kui,
Relief Road, Ahmedabad - 380001.
Ph:- 079 - 22160386, 65254835, 22134835
Mobile : 7819819941, 9375706649

Ahmedabad Branch

GF-B-14, Jayraj Complex, Nr. Soni ni Chawl,
Odhav, Ahmedabad - 382415.
Ph:- 079 - 22890202, 65458950, 65404657, 65400202
Mobile : 7878825197, 7819819938, 9375706648

Website : www.bearingtoolcentre.com, www.bearingtoolscentre.com | Email : info@bearingtoolcentre.com

Our Sister Concern : RELIEF SERVICE CENTRE

Repairs, Removal of Jaw Error, Bore Gauge Extension, Instrument Modifications & Spares

Quotation

38 | Inside Dial Caliper – For Internal Groove Diameter – least count 0. 01mm

Size	W	C	D%	5-25	15-35	35 – 55	55 – 75	75 – 95	95 – 115	115 – 135
Insize Rs.	6	N			8693	8693	8883	9073	10420	11254
Code					2321-35	2321- 55	2321-75	2321-95	2321-115	2321-135
Catalog					Page No. – 3	Page No. – 3	Page No. – 3	Page No. – 3	Page No. – 3	Page No. – 3
Aerospace Rs.		N	10	7750	5250	5500	5750	6500	7000	7750
M & W Rs.	6	N		8400	5200	5800	6400	7000	8000	
Code				IDC25	IDC35	IDC55	IDC75	IDC95		IDC115
Catalog					Page No. – 6	Page No. – 6	Page No. – 6	Page No. – 6	Page No. – 6	Page No. – 6

38 - 1 | Inside Dial Caliper – For Internal Groove Diameter – least count 0. 01mm

Size	W	C	D %	5 – 25	10 – 30	20 – 40
QLR Rs.	-	N		7000	8000	8500
M & W Rs.	6	N		8250		
Code				IDC 25		
Catalog				Page No. – 6		

38 - 2 | Inside Dial Caliper – For Internal Groove Diameter – least count 0. 01mm

Size	W	C	D %	20 – 35	30 – 62	55 – 153
L.C. – mm				0.01	0.01	0.01
Tecklock Rs.	N	N	--	13980	13980	16000
Code				IM 880	IM 881	IM 882
Catalog				Page No.- 4	Page No.- 3	Page No.- 4

38 - 3 | Inside Dial Caliper – For Internal Groove Diameter – least count 0. 01mm

Size	W	C	D %	10 – 35	35 – 55	55 – 75
Least Count – mm				0.025	0.025	0.025
Mitutoyo Rs.	Y	N	5	13455	15851	18687
Code				209 – 106	209 – 107	209 – 108
Old code no				209 – 101	209-103	209 -105
Catalog				Page No.- 5	Page No.- 5	Page No.- 5

38 - 4 | Digimatic inside groove checking caliper – M & W make

Size – mm	22 - 150	30 – 300
Rs.	6500	9500
Code	DGC 150	
Catalog	Page No. – 6	

38 - 5 | Digital Inside Dial Caliper – For Internal Groove Diameter – least count 0. 01mm

Size	W	C	15 – 35	15 – 35	35 – 55	35 - 55	55 – 75	55 – 75	75 – 95
Insize Rs.	6	N	12069	27499	12069	27499	12191	27499	12373
Code			2151-35	2151-AL35	2151-55	2151-AL55	2151-75	2151-AL75	2151-95
Catalog			Page No.- 2	Page No.- 2	Page No.- 2	Page No.- 2	Page No.- 2	Page No.- 2	Page No.- 2

Note:- Aerospace item once sold will not be taken back even if it is Faulty.

*** W – Warranty , C – Certificate , D- Discount

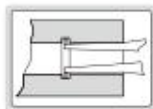
Terms & Conditions –

- Goods offered - Subject to Prior Sale
- Price Validity: "15 Days from Date of Quotation"
- C.S.T 2% extra against form C. Otherwise 5% without form C For Out of Gujarat Sales only.
- VAT 5% extra for Sales within Gujarat. Prices Ex-Godown Ahmedabad.
- Payment against Proforma Invoice, Packing, Forwarding & Freight extra.
- **Bank Detail** – Kotak Mahindra Bank Ltd.
- **Branch** – Shivranjini
- **Bank IFSC Code** - KKBK 0000 810
- **Bank Account No.** 08102 00000 2689
- Note - While making payment online do mention your Company's name.
- TIN NO 24070901229 , CST No. 24570901229
- We are looking forward to your valued orders.

INSIZE MAKE

DATA OUTPUT

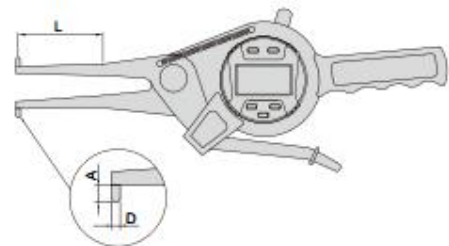
- Carbide measuring tips
- Reading in digit and analog
- Display can be rotated by 320°
- Button function: tolerance Go and No-Go display, data preset, measuring direction change, max./min./TIR measurement, inch/metric conversion, absolute/incremental measurement
- CR2032 battery, automatic power off
- Data output
- Optional accessory: data output cable (code 7306-40, 7302-SPC3A, 7305-SPC1A)



DIGITAL INTERNAL CALIPER GAGE

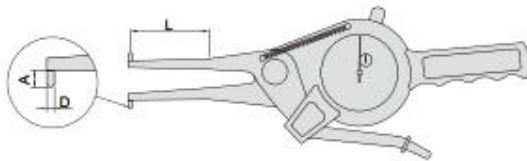


2151-35



Code	Range	Resolution	Accuracy	L	A	D
2151-35	15-35mm/0.6-1.4"	0.01mm/0.0005"	±0.04mm	50	3	Ø3
2151-AL35	15-35mm/0.6-1.4"	0.01mm/0.0005"	±0.04mm	200	3	Ø3
2151-55	35-55mm/1.4-2.2"	0.01mm/0.0005"	±0.04mm	80	6	Ø3
2151-AL55	35-55mm/1.4-2.2"	0.01mm/0.0005"	±0.04mm	250	8	Ø3
2151-75	55-75mm/2.2-3"	0.01mm/0.0005"	±0.04mm	90	8	Ø3
2151-AL75	55-75mm/2.2-3"	0.01mm/0.0005"	±0.04mm	250	8	Ø3
2151-95	75-95mm/3-3.8"	0.01mm/0.0005"	±0.04mm	100	8	Ø3
2151-115	95-115mm/3.8-4.6"	0.01mm/0.0005"	±0.04mm	120	10	Ø3.2
2151-135	115-135mm/4.6-5.4"	0.01mm/0.0005"	±0.04mm	120	10	Ø3.2

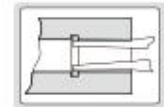
INTERNAL DIAL CALIPER GAGE



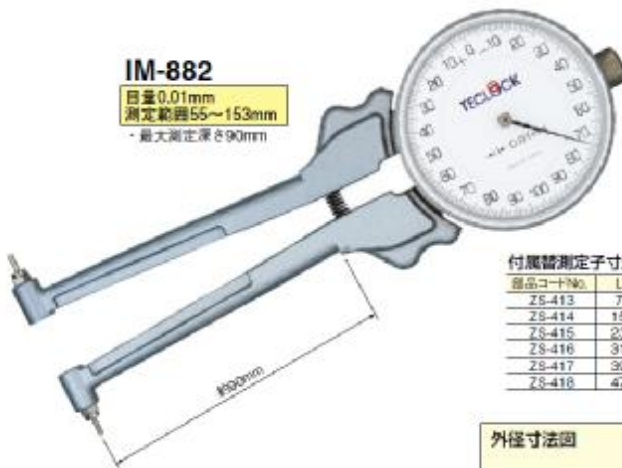
Code	Range	Graduation	Accuracy	L	A	D
2321-35	15-35mm	0.01mm	±0.04mm	50	3	Ø3
2321-AL35	15-35mm	0.01mm	±0.04mm	200	3	Ø3
2321-55	35-55mm	0.01mm	±0.04mm	80	6	Ø3
2321-AL55	35-55mm	0.01mm	±0.04mm	250	8	Ø3
2321-75	55-75mm	0.01mm	±0.04mm	90	8	Ø3
2321-AL75	55-75mm	0.01mm	±0.04mm	250	8	Ø3
2321-95	75-95mm	0.01mm	±0.04mm	100	8	Ø3
2321-115	95-115mm	0.01mm	±0.04mm	120	10	Ø3.2
2321-135	115-135mm	0.01mm	±0.04mm	120	10	Ø3.2



2321-35



■ Carbide measuring tips



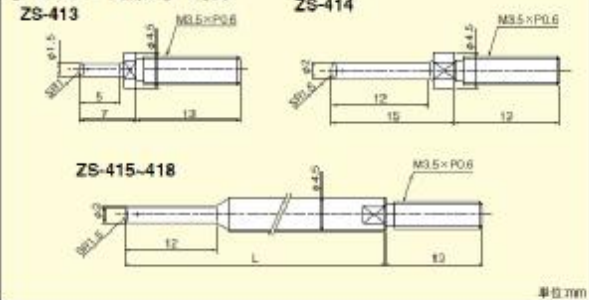
IM-882

目量0.01mm
測定範囲55~153mm
・最大測定深さ90mm

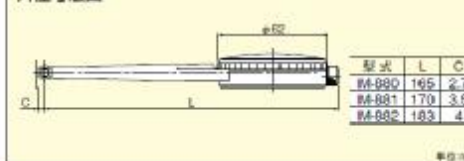
付属替測定子寸法表

部品コードNo.	L	測定範囲
ZS-413	7	55~73
ZS-414	15	71~89
ZS-415	23	87~105
ZS-416	31	103~121
ZS-417	39	119~137
ZS-418	47	135~153

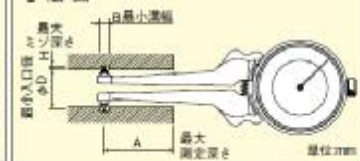
寸法図：替測定子（付属）



外径寸法図



寸法図



φD=測定寸法-2H

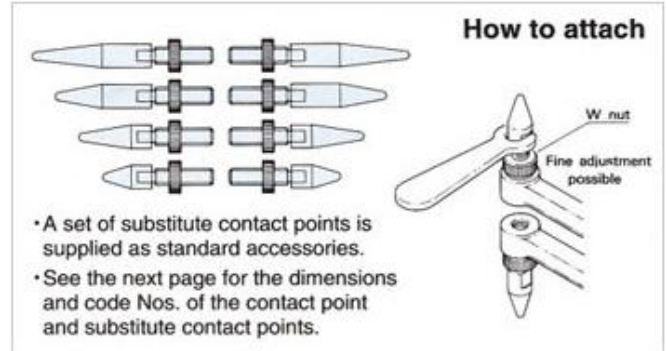
型式	目量 (mm)	測定範囲 (mm)	指示範囲 (mm)	指示誤差 (μm)	測定力 (N)	質量 (g)	替測定子		最大測定深さ A (mm)	溝深さ H (mm)	最小溝幅 B (mm)
							部品コードNo.	測定範囲 (mm)			
IM-880	0.01	20~35	2	±20	3以下	196	ZS-423	20~23	70	2.5	2.5
							ZS-424	22~25			
							ZS-425	24~27			
							ZS-426	26~29			
							ZS-427	28~31			
							ZS-428	30~33			
							ZS-429	32~35			
IM-881	0.01	30~62	2	±20	3以下	218	ZS-408	30~38	75	4.3	2.5
							ZS-409	36~44			
							ZS-410	42~50			
							ZS-411	48~56			
							ZS-412	54~62			
							ZS-413	55~73			
							ZS-414	71~89			
IM-882	0.01	55~153	2	±20	3以下	240	ZS-415	87~105	90	8.5	3.5
							ZS-416	103~121			
							ZS-417	119~137			
							ZS-418	135~153			

TECKLOCK MAKE

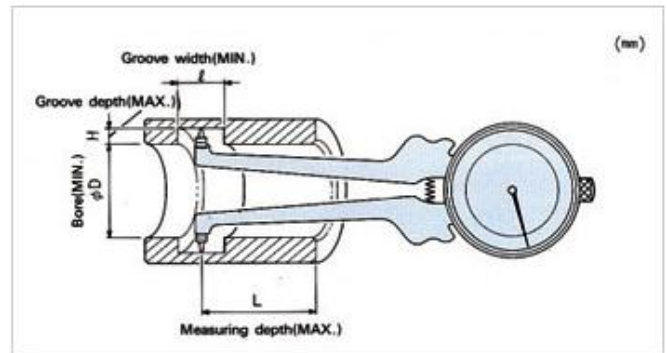
Tecklock Inside Dial Calipers



Inside Dial Caliper Gauges



Substitute Contact Points



Specifications And Dimensions

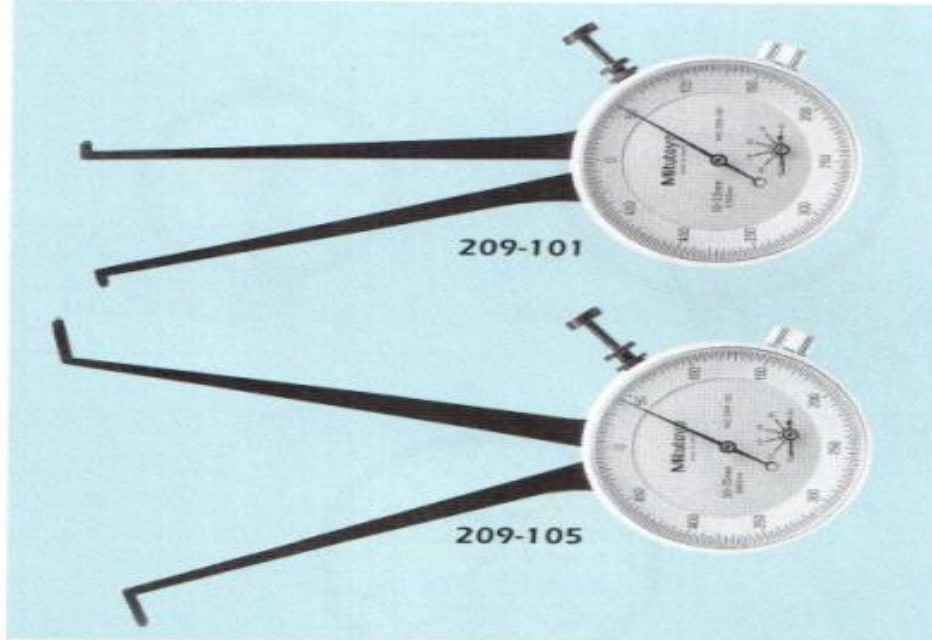
Model	Guard MM	Range MM	Scale Mode	Indic Range MM	Meas. Force N(gf) or less	Meas. Depth L MM	Bore D (MM)	Groove Depth H (MM)	Groove Width (MM)	Weight G	Sub Contact P.(Pair set)
IM-880	0.1	20~35	0-100-0	2	3.0(300)	50	15	2.5	3	175	7 steps of 2mm Increment
IM-881	0.1	30~62	0-100-0	2	3.0(300)	70	25	2.5	2.5	185	5 steps of 6mm Increment
IM-882	0.1	55~153	0-100-0	2	3.0(300)	90	50	2.5	2.5	200	8 steps of 16mm Increment

MITUTOYO MAKE

Dial Caliper Gages

SERIES 209

Internal Type



These Dial Caliper Gages are used only as comparison gages, and should be used along with a Setting Ring or a micrometer. The caliper is spring loaded and makes point contact at constant measuring pressure.

SPECIFICATIONS

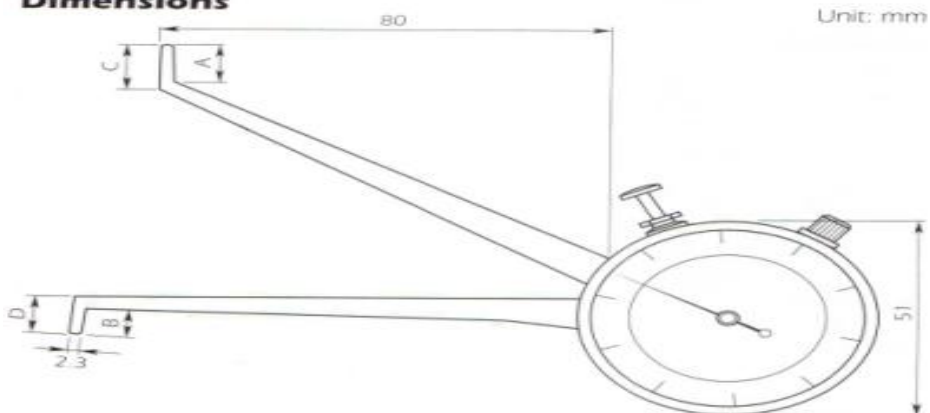
Metric

Graduation	Range	Order No.	Mass	Throat depth
0.025mm	10 - 35mm	209-101	82g	80mm
	30 - 55mm	209-103	82g	80mm
	50 - 75mm	209-105	82g	80mm

Inch

Graduation	Range	Order No.	Mass	Throat depth
.001"	.4" - 1.4"	209-111	.18 lbs.	3.15"
	1.2" - 2.2"	209-113	.18 lbs.	3.15"
	2" - 3"	209-115	.18 lbs.	3.15"

Dimensions



M&W MAKE

Internal Dial Caliper Gauge

METRIC (0.01mm)



CODE	RANGE	PRICE
IDC 25*	5-25 mm	8,400/-
IDC 35	15 -35 mm	5,200/-
IDC 55	35 -55 mm	5,800/-
IDC 75	55 -75 mm	6,400/-
IDC 95	75 -95 mm	7,000/-
IDC 115	95 - 115 mm	8,000/-

Digimatic Inside Groove Caliper

(0.01mm / 0.0005")



CODE	RANGE	PRICE
DGC 150	22 -150 mm	6,500/-