

# PROFILE PROJECTOR CODE ISP-Z3015




## OPTIONAL ACCESSORY



lens



rotary table  
(glass plate diameter 100mm)



overlay chart (protractor with  
1° graduation, radius with 1mm increment)



holder with clamp



swivel center support




V-block with clamp



50mm reading scale  
(check magnification accuracy)




300mm calibration scale (check  
magnification accuracy together  
with 50mm reading scale or calibrate  
measuring accuracy)



blue filter











demo sample



edge detector

## SPECIFICATION

Lens	magnification	10X (standard)	20X (optional)	50X (optional)	100X (optional)
	view field	Ø30mm	Ø15mm	Ø6mm	Ø3mm
	working distance	77.7mm	44.3mm	38.4mm	25.3mm
Max. workpiece height		90mm	90mm	90mm	90mm
Magnification accuracy		±0.08%			
Image		erect image			
Projector screen		diameter: Ø300mm			
		rotation range: 0°~360°, resolution: 1" or 0.01°			
		reference lines: cross-hairs			
Stage	metal stage size	340×152mm			
	glass stage size	196×96mm			
	X-Y stage travel	range: 150×50mm			
		resolution: 0.5µm			
	Z(focus) travel range	accuracy: (4+L/25)µm L is the measuring length in mm			
max. load capacity	90mm				
Illumination		contour illumination: 24V/150W halogen lamp, brightness is adjustable			
		surface illumination: 24V/150W halogen lamp			
Data processing unit	display	X-Y stage travel, screen rotation			
	output	RS232C			
	function	 measure coordinate of point  measure coordinate of line  measure center coordinate, radius of circle with three points  measure distance between two objects  measure angle with four points or two lines  set origin of coordinate  coordinate transform  set midpoint of coordinate			
Dimension (L×W×H)		550×770×1100mm			
Weight		135kg			

## STANDARD DELIVERY

Main unit	1pc
10X lens with half-reflection mirror and oblique illuminator mirror	1pc
Overlay chart clip	4pcs
Foot-switch	1pc
Anti-dust cover	1pc

## OPTIONAL ACCESSORY

20X lens with half-reflection mirror and oblique illuminator mirror	ISP-Z3015-LENS20X
50X lens with half-reflection mirror	ISP-Z3015-LENS50X
100X lens with half-reflection mirror	ISP-Z3015-LENS100X
Rotary table	ISP-Z3015-TABLE
Overlay chart	ISP-Z3015-CHART
Holder with clamp	ISP-Z3015-HOLDER
Swivel center support	ISP-Z3015-SUPPORT
V-block with clamp	ISP-Z3015-VBLOCK
Edge detector	ISP-Z3015-EDGE
50mm reading scale	ISP-Z3015-SCALE50
250mm calibration scale	ISP-Z3015-RULE
Blue filter	ISP-Z3015-FILTER
Printer	ISP-Z3015-PRINTER
Demo sample	ISP-Z3015-DEMO