



BEARING & TOOL CENTRE



Head Office

1st Floor, Vyapar Bhavan, Kadia Kui,
Relief Road, Ahmedabad - 380001.
Ph:- 079 - 22160386, 65254835, 22134835
Mobile : 7819819941, 9375706649

Ahmedabad Branch

GF-B-14, Jayraj Complex, Nr. Soni ni Chawl,
Odhav, Ahmedabad - 382415.
Ph:- 079 - 22890202, 65458950, 65404657, 65400202
Mobile : 7878825197, 7819819938, 9375706648

Website : www.bearingtoolcentre.com, www.bearingtoolscentre.com | Email : info@bearingtoolcentre.com

Our Sister Concern : RELIEF SERVICE CENTRE

Repairs, Removal of Jaw Error, Bore Gauge Extension, Instrument Modifications & Spares

Quotation

129 | Magnifying Glass

Magnification	8x	6x	3X/4.5X74MM	Bendable
Rs.	800	800	550	1200
Make	Lumagny	MGW	MGW	MGW
Model	# 7580	808 / A	TH - 7006 - B	818 / 13
Catalog	Page - 2,3	Page - 5,6	Page - 5	

129 - 1 | Magnifying Glass - **Mitutoyo** Make

Magnification	D%	25x	25x	50x	8x	10x	8x	7x	10x	15x
Rs.	5	3801	9943	10672	3107	4440	28999	1126	1378	1855
Code		183-201	183-202	183-203	183-101	183-131	183-304	183-301	183-302	183-303
Catalog		Page - 7	Page - 7	Page - 7	Page - 7	Page - 7	Page - 7	Page - 7	Page - 7	Page - 7

Terms & Conditions -

- Goods offered - Subject to Prior Sale
- Price Validity: "15 Days from Date of Quotation"
- C.S.T 2% extra against form C. Otherwise 5% without form C For Out of Gujarat Sales only.
- VAT 5% extra for Sales within Gujarat. Prices Ex-Godown Ahmedabad.
- Payment against Proforma Invoice, Packing, Forwarding & Freight extra.
- **Bank Detail** - Kotak Mahindra Bank Ltd.
- **Branch** - Shivranjini
- **Bank IFSC Code** - KKBK 0000 810
- **Bank Account No.** 08102 00000 2689
- Note - While making payment online do mention your Company's name.
- TIN NO 24070901229 , CST No. 24570901229
- We are looking forward to your valued orders.

[Illuminated Adjustable Focusing Magnifier with Scale](#)

Product Description – 8x

Figures,

8 power, 42mm lens


With Mini-scale under the lens, interval 0.1mm

And the lens part can be slightly adapted for focusing.

With light for better performance.

Two AA batteries

Palm held shape and comfortable surface



LUMAGNY MAKE

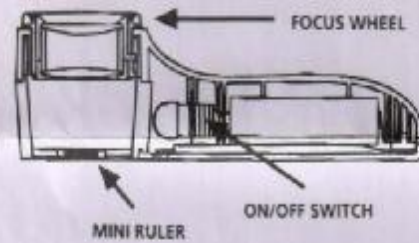


OPERATION MANUAL

#7580

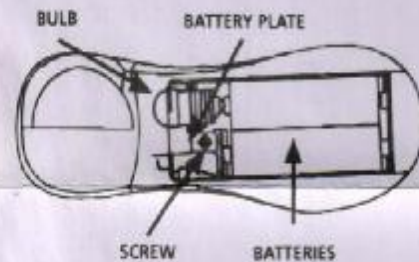
TO REPLACE BATTERIES

1. Slide the battery compartment cover backward to remove the cover.
2. Put two "AA" batteries as indicated by the polarity symbols (+ and -) marked inside the compartment.
3. Replace the cover.



TO REPLACE BULB

1. Remove the battery compartment cover and the batteries.
2. Use a screwdriver to remove the screw inside the battery compartment.
3. Lift the bulb holder up with the bulb.
4. Thread out the old bulb and replace the new bulb (not supplied.) Thread the new bulb in the bulb holder until it stops.
5. Insert the bottom side of the bulb holder to recess and then press the bulb holder into place.
6. Secure the bulb holder with the screw.





BENDABLE MAGNIFIER

Product Examples:

- Tiger head magnifier
- Tiger head light magnifier
- Classic magnifier

Models:

- G-818-13/primary lens: ϕ 129.0mm/Magnifying times of the primary lens: 1.5x (Accessory lens: None)
- G-818-11/primary lens: ϕ 108.0mm/Magnifying times of the primary lens: 2.0x (Size of accessory lens: ϕ 24.0mm/Magnifying times of the accessory lens: 4.0x)
- G-818-09/primary lens: ϕ 88.0mm/Magnifying times of the primary lens: 2.5x (Size of accessory lens: ϕ 21.0mm/Magnifying times of the accessory lens: 5.0x)

Colour:

- Black
- Grey
- Silver
- Silver/et al design line
- Silver/et al design line

- ★ The metal flexible pipe can be bent into various shapes and the lens height and position are adjustable freely to meet the various needs of customers
- ★ Lens is treated without frame, which make your perspective more broadly and comfortable. And it is also an ideal tool for people who are engaged in elaborate jobs such as reading, needlework, craft, coin, stamp and so on.

- ★ Moving the clip or curving soft tube into the shape you need, then you can meet individualize to do some delicate observation.
- ★ If the screw under the clamp looses, just tighten it.
- ★ Lens is made of perfect acrylic. Don't scratch with hardware. clean it with soft cloth which has been soak in the soap water when it is dirty. Don't put it in the sunshine to avoid the fire.

MITUTOYO MAKE

Pocket Magnifiers

SERIES 183

FEATURES


- Suitable for inspecting metal surfaces.

SPECIFICATIONS

Magnification	Order No.	Remarks
25X	183-201	Pen type
	283-202	With stand
50X	183-203	With stand



Optional Reticles for pocket comparators



Pocket Comparators

SERIES 183

FEATURES

- By replacing optional reticles, dimensional, angle, and other types of measurements can be performed.
- Illuminator (950757) is available.

SPECIFICATIONS

Magnification	Order No.	Remarks
8X	183-101	Optional reticles available
9X	183-102	Optional reticles available
10X	183-131	Optional reticles available



Zoom loupe

SERIES 183

FEATURES

- Allows the user 8X - 16X zoom observation.
- Magnification indicator is provided for 8X, 10X, 12X, 14X, and 16X observation.
- Metric and inch scales are provided for measuring.
- Comes with a carrying case.



SPECIFICATIONS

Magnification	Order No.	Remarks
8X	183-304	With reticle (Scale graduation: 0.1mm, .0005")

Clear Loupe

SERIES 183



SPECIFICATIONS

Magnification	Order No.	Remarks
7X	183-301	Drawtube removable
10X	183-302	Drawtube removable
15X	183-303	Drawtube removable